











1. Dopasuj opisy osób (a,b,c,d) do odpowiednich obrazków. Uwaga: jeden obrazek nie pasuje do żadnego opisu. Następnie opisz samodzielnie obrazek, który nie pasuje do żadnego opisu.




- a) He is short and fat. He's got a moustache and a beard. He wears glasses.
- b) She is tall and slim. She's got long, straight, black hair.
- c) He is short and quite slim. He's got short, straight hair.
- d) She is short and slim. She's got short and quite wavy hair.
- e) .....

2. Spójrz na obrazki i napisz co robią osoby na obrazkach w tej chwili. Użyj wyrazów z ramki.

eat    listen to music    surf the internet    sleep    write    telephone    read    study    play football


<p>1.</p>  <hr style="border: 0; border-top: 1px solid black; margin-top: 10px;"/>	<p>2.</p>  <hr style="border: 0; border-top: 1px solid black; margin-top: 10px;"/>	<p>3.</p>  <hr style="border: 0; border-top: 1px solid black; margin-top: 10px;"/>
<p>4.</p>  <hr style="border: 0; border-top: 1px solid black; margin-top: 10px;"/>	<p>5.</p>  <hr style="border: 0; border-top: 1px solid black; margin-top: 10px;"/>	<p>6.</p>  <hr style="border: 0; border-top: 1px solid black; margin-top: 10px;"/>
<p>7.</p>  <hr style="border: 0; border-top: 1px solid black; margin-top: 10px;"/>	<p>8.</p>  <hr style="border: 0; border-top: 1px solid black; margin-top: 10px;"/>	<p>9.</p>  <hr style="border: 0; border-top: 1px solid black; margin-top: 10px;"/>

**3. Odpowiedz na pytania dotyczące obrazków b,c,d,e,f. Postępuj zgodnie z przykładem:**



- a) Is he playing basketball? .....**No, he isn't. He is playing tennis.** .....
- b) Are they dancing? .....
- c) Is he standing? .....
- d) Is she wearing trousers? .....
- e) Are they reading? .....
- f) Are they doing their homework? .....

**4. Podpisz elementy ilustracji:**



**5. Zakreśl właściwy wyraz.**

- Where is my / mine phone?
- 1** This book is Carla's. The pen is **her** / **hers**, too.
- 2** These aren't **their** / **theirs** books.
- 3** **Our** / **Ours** pizza is getting cold.
- 4** These CDs are **my** / **mine**.
- 5** Where are you, Jamie? **Your** / **Yours** dad is on the phone.

**6. Dopasuj pytania do odpowiedzi. Wstaw w kratki odpowiednią literę.**

- Could I borrow this DVD, please? **c**
- 1.** Can I borrow your bike?
- 2.** Can I use your laptop?
- 3.** Can I have an ice cream, Mum?
- 4.** Can we go out in the garden?
- 5.** Could I close the window, please?
- a** No, you can't. It's lunch time.
- b** Do your homework now. You can go out later.
- c** Yes, you can. It's a great film!
- d** No, you can't. It's very hot in here.
- e** Yes, you can. It's out in the garden.
- f** Not now. I'm writing an email.

**7. LISTENING \*\*\***

**Posłuchaj rozmowy telefonicznej i zakreśl właściwy wyraz lub zwrot.**

- Billy is at a ... camp.
- a** sports                      **b** drama
- c** music
- 1.** Billy is a ... player.
- a)** football      **b)** volleyball      **c)** basketball
- 2.** Billy thinks the camp is ... .
- a)** fun      **b)** terrible      **c)** boring
- 3.** Billy ... the swimming pool.
- a)** loves      **b)** doesn't like      **c)** hates
- 4.** Billy ... vegetables and fruit.
- a)** likes      **b)** doesn't like      **c)** loves
- 5.** His mum thinks the food at the camp is ... .
- a)** terrible      **b)** bad      **c)** good